

STOP MOTION TIPS

1



Always hold the iPad in landscape orientation.

2

Make sure there is a light source overhead.



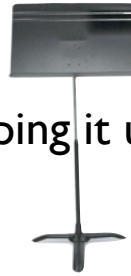
3



Have a plain background or your own scenery.

4

Hold your iPad still by propping it up or using a music stand.



5

You can't save what you build with legos or draw on a whiteboard.



6

Make sure your plot is clear, even if it means adding some on-screen titles.



7

If you are in your movie, remember that your clothing will change unless you plan ahead.

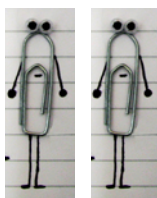



8

Everyone in your group will get the same grade for your project, but may get a different participation grade.



9



In order to personify inanimate objects, give them a motive and a face.